

Los Angeles County Department of Youth Development Diversion Quarterly Dashboard June 30, 2023

Section 1. Overview of all Referrals Received by DYD Providers

2492

Youth referred to DYD Diversion Providers through June 2023

1530

Youth have enrolled in formal and DA diversion programming

1016

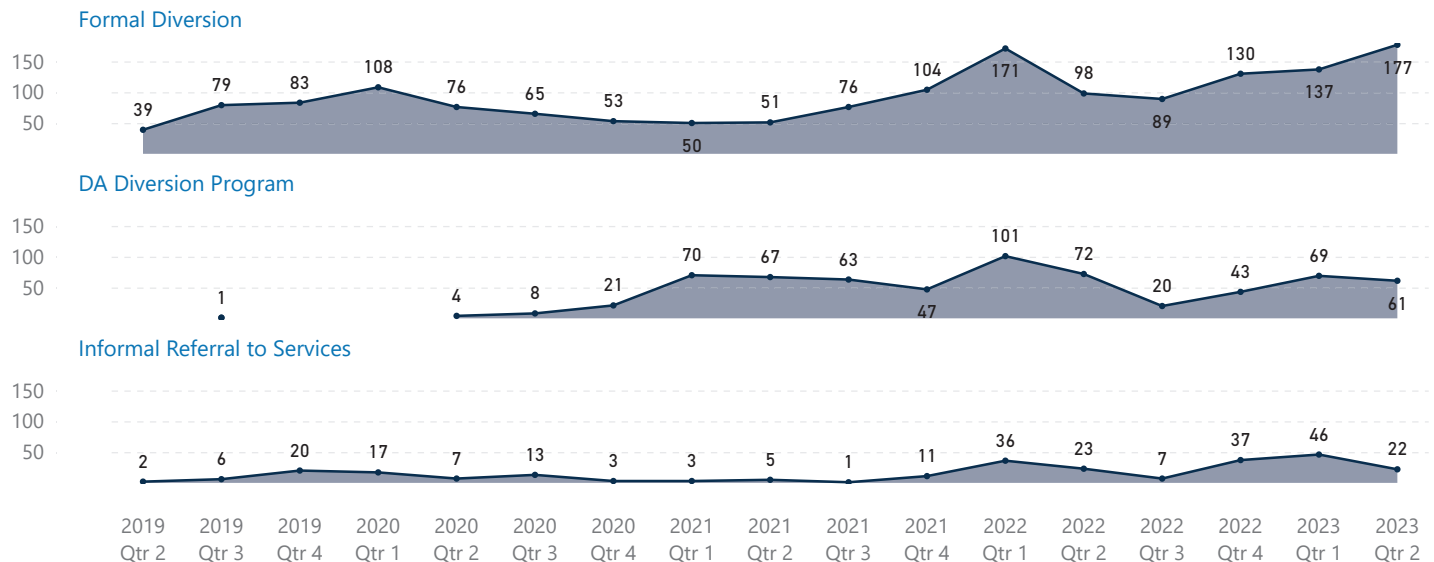
Youth have substantially completed formal and DA diversion programming

As of July 1, 2023, the organizations across DYD's 2 cohorts received 2,492 total youth referrals from Culver City Police Department, El Monte Police Department, Pasadena Police Department, Huntington Park Police Department, Long Beach Police Department, Hermosa Beach Police Department, Manhattan Beach Police Department, Santa Monica Police Department, Pomona Police Department, Claremont Police Department, Los Angeles Police Department, Los Angeles County Sheriff's Department, and the District Attorney's Office (Figure 1).

1,724 informal referrals from the Probation Citation Diversion Program are not reflected throughout this dashboard.

Launched in November 2021, this is the 7th quarter of DYD's participation in the District Attorney's Restorative Enhanced Diversion for Youth (REDY) program, extending eligibility for diversion services. There have been 40 youth referred through the REDY program.

Figure 1. Youth Referred to DYD Diversion Providers by Quarter, through June 2023 (n=2492)

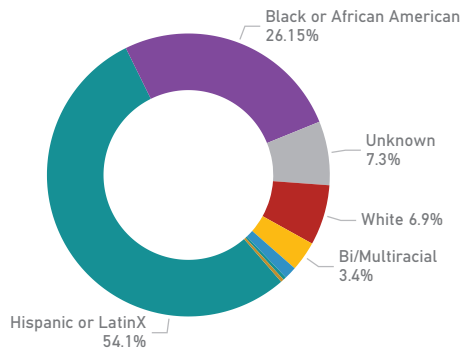


Section 2. Demographic Information

DYD works to reduce the disproportionate arrest of Black youth and advance equitable access to community alternatives to justice system involvement by ensuring that youth are not disproportionately excluded from diversion referral, enrollment, or completion by race, age, or gender (Figures 2-4).

Amongst partner law enforcement agencies providing comparison arrest data, DYD still finds that Black youth are 1.2x more likely than non-Black peers to be arrested instead of diverted for diversion eligible charges.

Figure 2. Formal/DA Referrals Overall Status by Race and Ethnic Identity, June 2023 (n=2233)



1.43% API and <1% each for Native American and Middle Eastern youth

Figure 3. Formal/DA Referrals Overall Status by Age, June 2023 (n=2233)

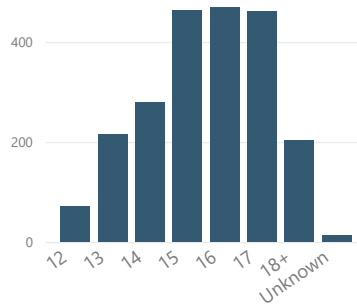
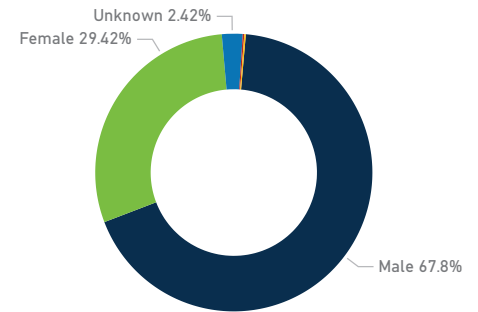


Figure 4. Formal/DA Referrals Overall Status by Gender Identity, June 2023 (n=2233)



<1% each for transgender and gender non-conforming youth

Section 3. Incident and Enrollment Data

Of youth formally referred to diversion so far, on average 31% have been referred for alleged felonies and 62% have been referred for alleged misdemeanors (Figure 5). Although the percentage of referrals for alleged felonies is promising, referrals for low-level misdemeanor and status offenses or infractions are not currently aligned with DYD policy guidelines. DYD staff is working with program leadership and law enforcement leadership to transition referrals for alleged status offenses and misdemeanor petty theft offenses to the informal rather than formal participation status in alignment with the DYD model's implementation and data sharing guidelines.

Figure 5. Formal/DA Referrals by Level Alleged Offense, June 2023 (n=2233)


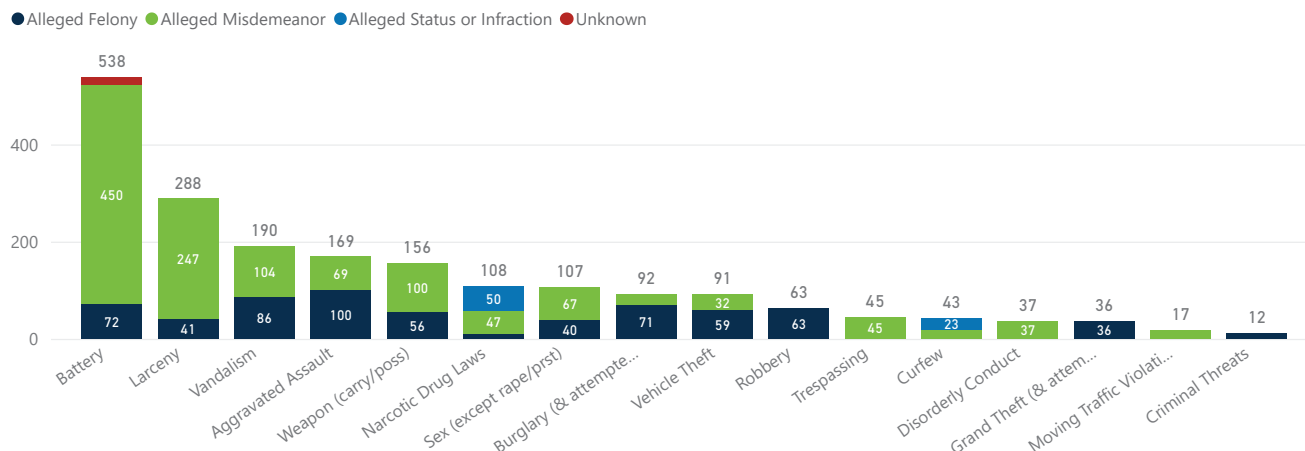


Figure 6. Formal/DA Referrals Overall Status by Alleged Offense Level and Category with >10 Referrals, June 2023



DYD is committed to providing complete comparison data to better contextualize the youth diversion landscape across Los Angeles County and is continuing to build data sharing agreements with law enforcement partners.

Section 4. Enrollment and Connections to Services Over Time

Overall, 82% of youth who enrolled and are currently inactive have completed their diversion programming (Figure 8). However, 22% of formally and DA diverted youth decide not to participate in diversion services (Figure 8). Once enrolled, youth participate in activities and services included in their individualized DYD programs aimed at supporting their needs and goals (Figure 9).

Figure 7. Formal/DA Referrals Overall Status by Alleged Offense Level (n=2233)

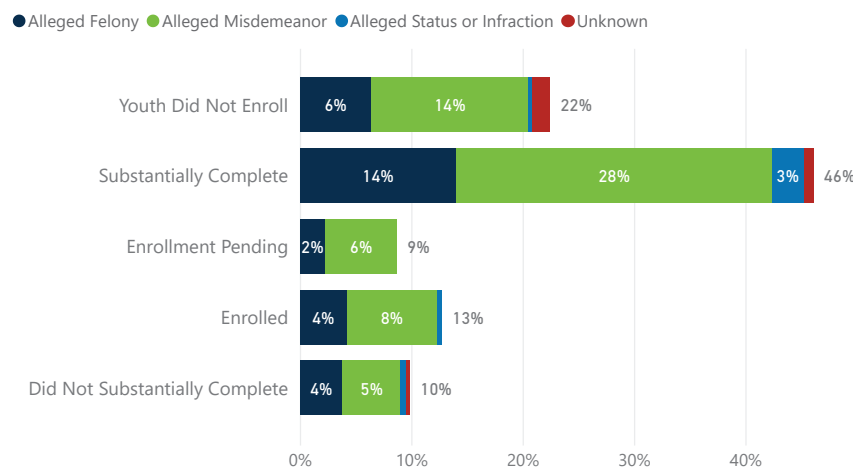


Fig. 8 Most Common Types of Care Plan Goals through June 2023

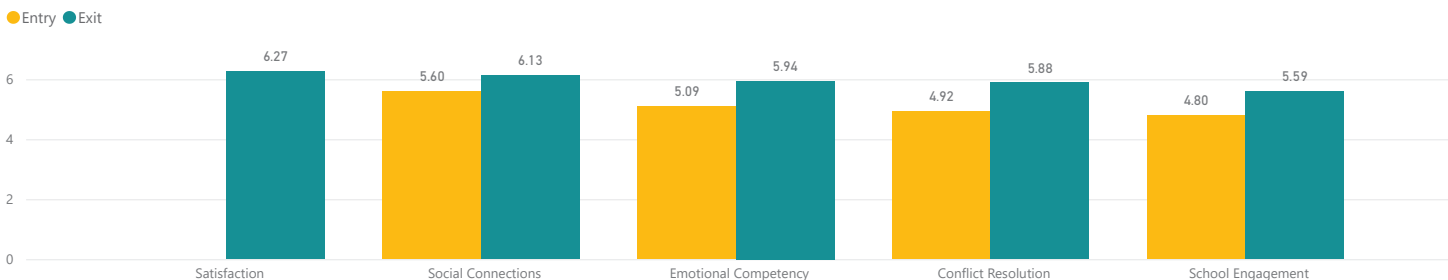
The top 5 most common care plan goals for youth participating in DYD programs are:

1. School-Related Goals (28%)
2. Work-Related Goals (14%)
3. Mental Health (11%)
4. Conflict Resolution (11%)
5. Recreational or Creative Goals (9%)

Remaining categories of goals in order of frequency include behavioral health, civic engagement or social justice, restorative or transformative justice, family support, physical health, support for basic needs, cultural or spiritual, and substance use.

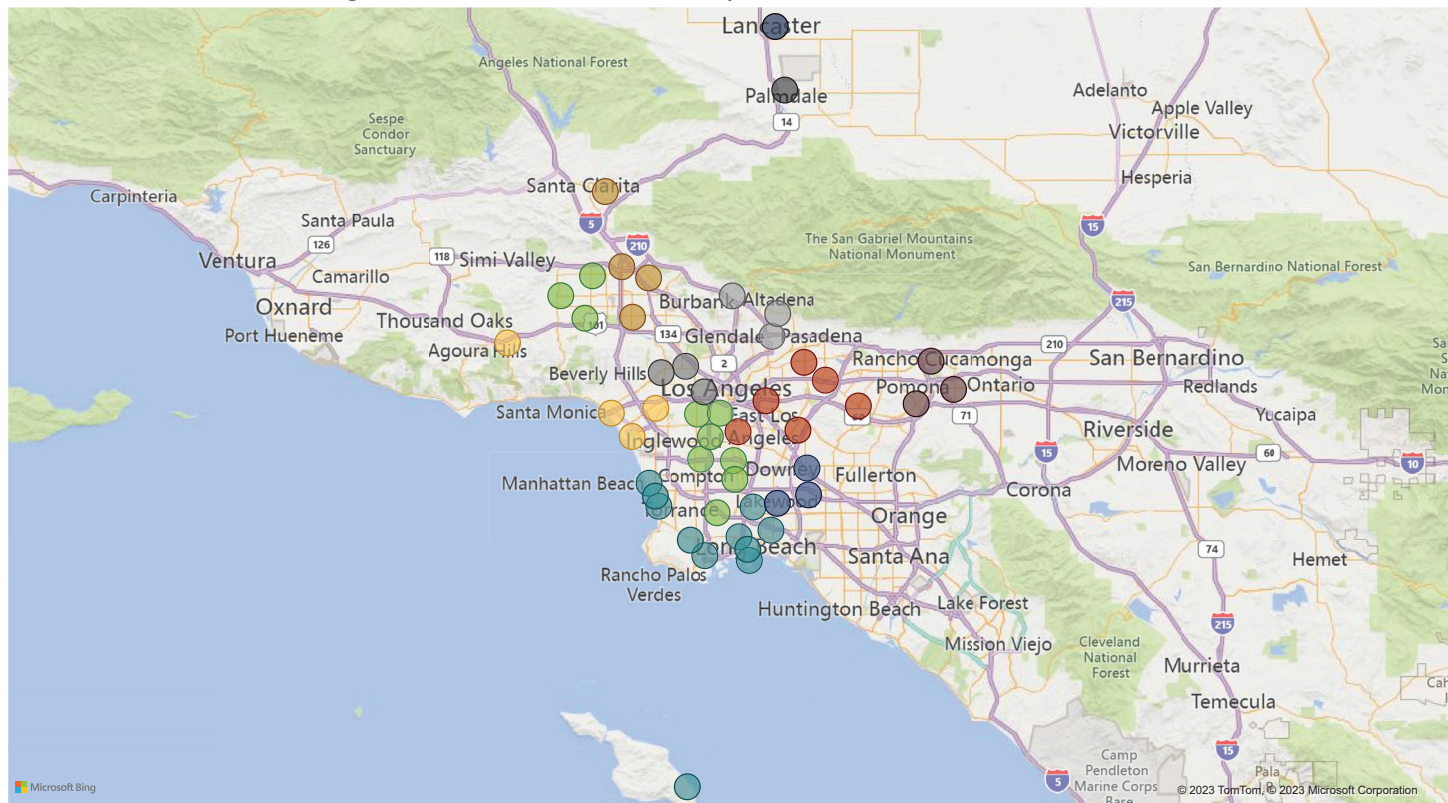
On average, participants who have substantially completed their diversion programming have shown increases in their protective factors across the board over the course of their participation, where lower scores represent fewer protective factors in each category and higher scores represent more (Figure 10). For social connections, emotional competency, conflict resolution, and school engagement, the differences between entry scores and exit scores are significantly different at a 95% confidence level. There were no significant differences between protective factors at entry for youth who did or did not substantially complete their diversion programming.

Figure 9. Average Protective Factor Scores at Intake and Exit Assessment, June 2023



Section 5. Current Service Coverage Area

● Alma ● AYC ● CCEJ ● CYS ● Flintridge ● HYC ● InsideOut Writers ● PCS Family Services ● RSA ● SEA ● YAP



Section 6. Provider Case Study

A Bird's-Eye View into An RJ Diversion Program

Recently, the California Conference for Equality and Justice (CCEJ) received an informal youth development referral for a young person under the age of 12 to address a sex-related incident. Informal referrals are suited for incidents that could result in citation or arrest but would likely be counseled and released or not pursued by Probation or the District Attorney. There is no legal consequence for a youth who chooses not to participate in the diversion program. While the alleged offense was a minor one, CCEJ's case manager, Ali, felt as though a restorative justice process could be deeply meaningful for the young person and all involved. "Restorative justice teaches us about relationships," Ali explained, "I am in relationship with you and understanding that relationship [allows me] to understand the impact of my actions. We're trying to understand our connections."

At first, the young person did not feel comfortable being alone in the multiple restorative justice sessions. Ali quickly suggested that his guardian-- his grandmother-- attend the sessions. Dispersed across each session, Ali was able to relate to the young person and forge a connection. "I could resonate and identify with [the young person] because I was also from the neighborhood. I also grew up in that area. We could talk about the same things." The young person was willing to share more about himself and his family to Ali as well. "[The young person] had a sense of loss," Ali explained. "Having a space to talk about that with his grandma, how that changes his life as a young boy growing up" was important to create space for the young person to heal and grow.

These sessions became a space where Ali, the youth, and grandma debriefed about every action that was taken during the incident. Throughout the sessions, the young person was supported in reflecting back on the emotions he felt preceding, during, and following events that took place and why he decided to take certain actions. There were times Ali had to encourage the youth to delve deeper into what happened. "Choices you make will impact you," Ali added. "[The incident] is a perfect example and we can talk about that."

Given the young person's age, Ali made the RJ process visual and tactile. The young person was able to document his story on poster paper in response to the five questions Ali posed in each session: 1) What happened; 2) What were you thinking at the time?; 3) How did my actions impact and affect others?; 4) What were the consequences or reactions; and 5) What do I have to do to make this right?

This process helped the young person vocalize his feelings and come to understand the steps needed to repair the harm that he created. CCEJ's restorative justice diversion program gave space for the young person to explore the harms done, identify steps to take accountability for his actions, and provided him with tools to preemptively think through his decisions and the impacts his decisions can have upon others. "There was an acknowledgement and agreement in the circle [about] the steps [he] needed to make this right and apologize to his friend."

Ali shared the importance of creating this process for the young person and his guardian so that they could use this as a process in the future. Having checked in on the youth since the youth finished the program, Ali is happy to report that he is doing really well. Ali reflects that the youth came into the process as a "very shy person, and then blossomed."