

Updated Department of Youth Development Diversion Data Dashboard: Youth Referred to DYD Programs by April 1, 2023

Section 1: Overview of all Referrals Received by DYD Providers

The Los Angeles County Division of Youth Diversion and Development (YDD), whose work has transitioned into the Department of Youth Development (DYD), began receiving referrals for its first program cohort in April 2019. This first cohort included 8 program locations with the goal of expanding by 5-10 locations each year to reach full, countywide implementation by 2024. As of April 1, 2023, the organizations across DYD’s 2 cohorts received 2232 total youth referrals from Culver City Police Department, El Monte Police Department, Pasadena Police Department, Huntington Park Police Department, Long Beach Police Department, Hermosa Beach Police Department, Los Angeles Police Department, Los Angeles County Sheriff’s Department, and the District Attorney’s Office (Figure 1).

Implementation has been staggered since the launch of the program with referral partners coming on board at different times. In 2022, the DYD network prioritized increasing the number of young people served by both bringing on additional program locations and substantially increasing the proportion of eligible youth referred per month with the goal of receiving referrals for ~ 80% of youth arrests in each partnering law enforcement jurisdiction. DYD has not yet reached the initial benchmark of receiving an average of approximately 100 referrals per month. DYD is committed to continuing to strive for an increase in youth diversion across partnerships and across LA County. The launch of Cohort 2 sites this past year has increased DYD’s ability to connect youth across LA County with services (see Section 6: DYD Service Area Map).

Launched in November 2021, this is the 6th quarter of DYD’s participation in the District Attorney’s Restorative Enhanced Diversion for Youth (REDY) program, extending eligibility for diversion services. DYD has also received a total of 1363 Probation Citation referrals as a type of informal referral to date. Probation Citation referrals are not reflected in this dashboard and are not counted in the total number of referrals.

Figure 1. Youth Referred to DYD Programs by Quarter, through March 2023 (n=2232)

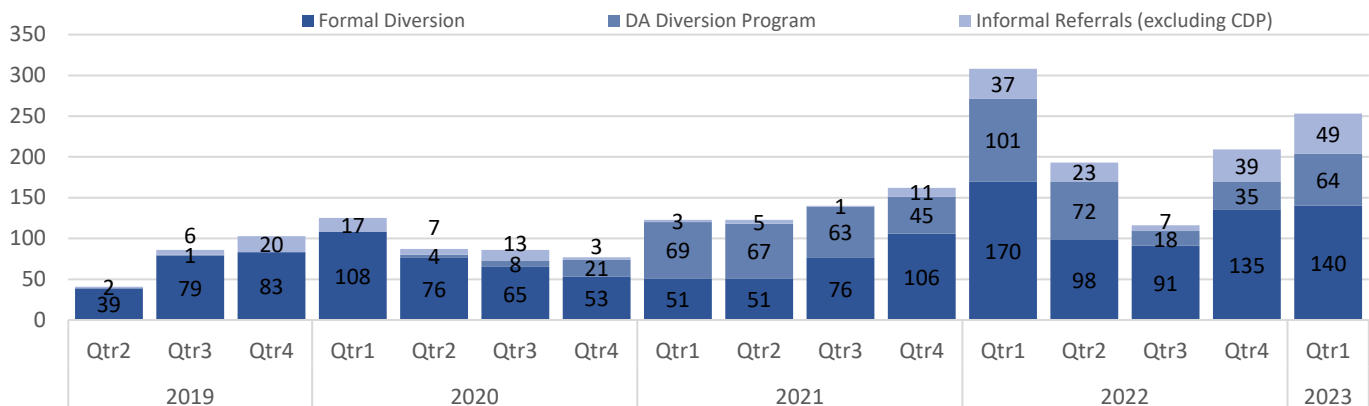


Fig. 2. Total DYD Referrals by Completion Status, March 2023 (n=2232)

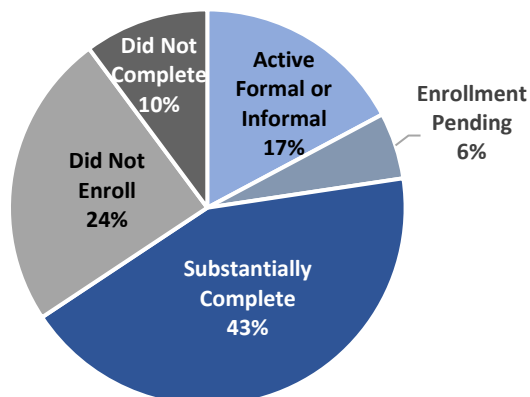


Fig. 3. Most Common Types of Care Plan Goals, March 2023

The top 5 most common care plan goals for youth participating in DYD programs are:

1. School-Related Goals (28%)
2. Mental Health (12%)
3. Work-Related Goals (12%)
4. Conflict Resolution (11%)
5. Recreational or Creative Goals (9%)

Remaining categories of goals in order of frequency include behavioral health, civic engagement or social justice, restorative or transformative justice, family support, physical health, support for basic needs, cultural or spiritual, and substance use.

Section 2: Demographic Information for Youth Referred to Diversion Formally and by DA

Nationwide trends show that Black youth are consistently more likely than their peers to be arrested and less likely to be referred to diversion programs. Black youth are disproportionately arrested in Los Angeles County—youth arrests reported in recent years are consistently about 62% Hispanic/Latinx, 24% Black/African American, 10% White, and 4% Asian/Pacific Islander or “Other.” DYD works to reduce the disproportionate arrest of Black youth and advance equitable access to community alternatives to justice system involvement by ensuring that youth are not disproportionately excluded from diversion referral, enrollment, or completion by race, age, or gender (Figures 4-6).

Fig. 4. Formal/DA DYD Referrals by Race and Ethnic Identity, March 2023 (n=1989)

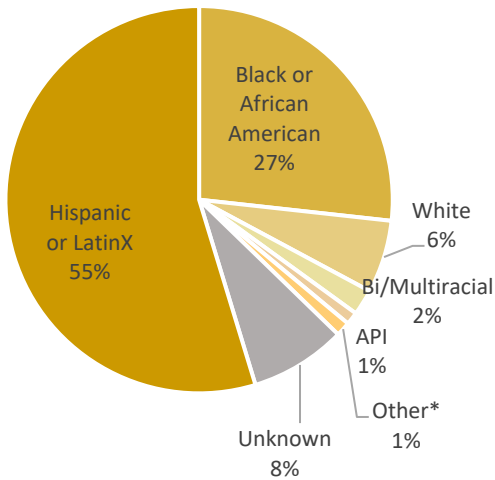


Fig. 5. Formal/DA DYD Referrals by Age, March 2023 (n=1989)

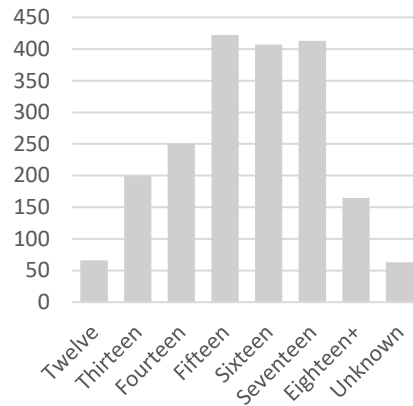
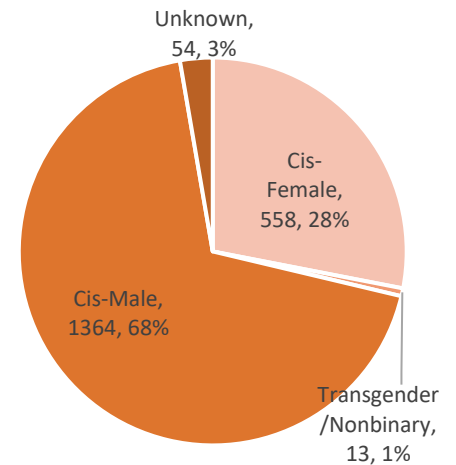


Fig. 6. Formal/DA DYD Referrals by Gender Identity, March 2023 (n=1989)



*Includes Native American and Middle Eastern, n<10

Section 3: Incident Data for Youth Referred to Diversion Formally and by DA

The majority of referrals to DYD programs are the result of law enforcement encounters at school or in the community (Figure 7). Although some providers have established relationships with local schools, the DYD network will be supported by the Youth Justice Reimagined initiative to develop a concrete plan this year to better collaborate with schools to reduce school-based arrests. DYD also hopes to finalize an assessment of current capacity and needs

Fig. 7. Formal/DA DYD Referrals by Location of Occurrence, March 2023 (n=1989)

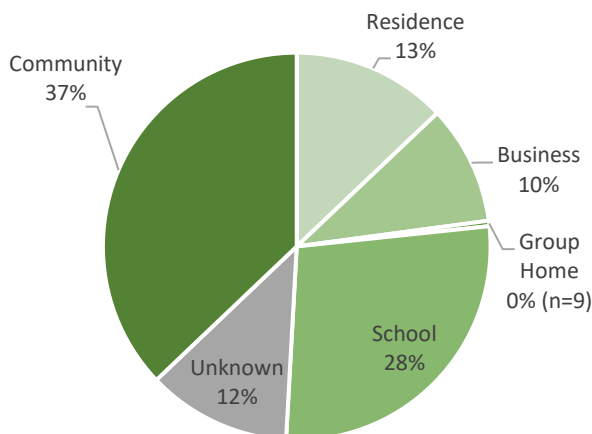
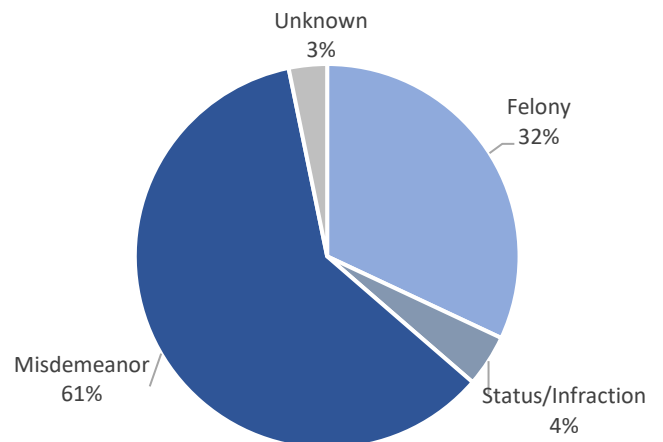
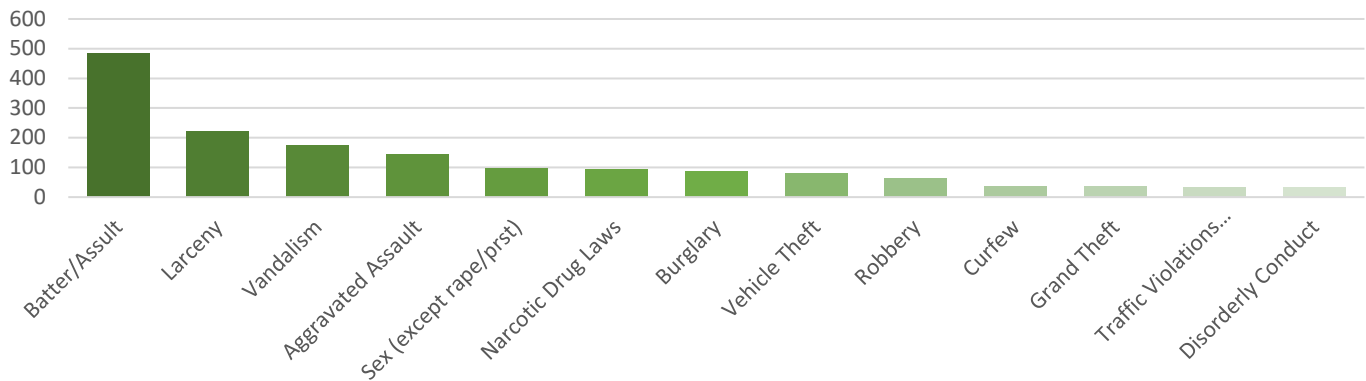


Fig. 8. Formal/DA DYD Referrals by Level of Alleged Offense, March 2023 (n=1989)



related to reducing arrests and increasing referrals to supportive alternatives for youth living in group homes. Of youth formally referred to diversion so far, 32% have been referred for alleged felonies and 61% have been referred for alleged misdemeanors (Figure 8). Although the percentage of referrals for alleged felonies is promising, referrals for low-level misdemeanor and status offenses or infractions are not currently aligned with DYD policy guidelines. DYD staff is working with program leadership and law enforcement leadership to transition referrals for alleged status offenses and misdemeanor petty theft offenses to the informal rather than formal participation status in alignment with the DYD model’s implementation and data sharing guidelines (Figure 9).

Fig. 9. Formal/DA DYD Referrals by Type of Alleged Offense with >10 Referrals, March 2023 (n=1989)

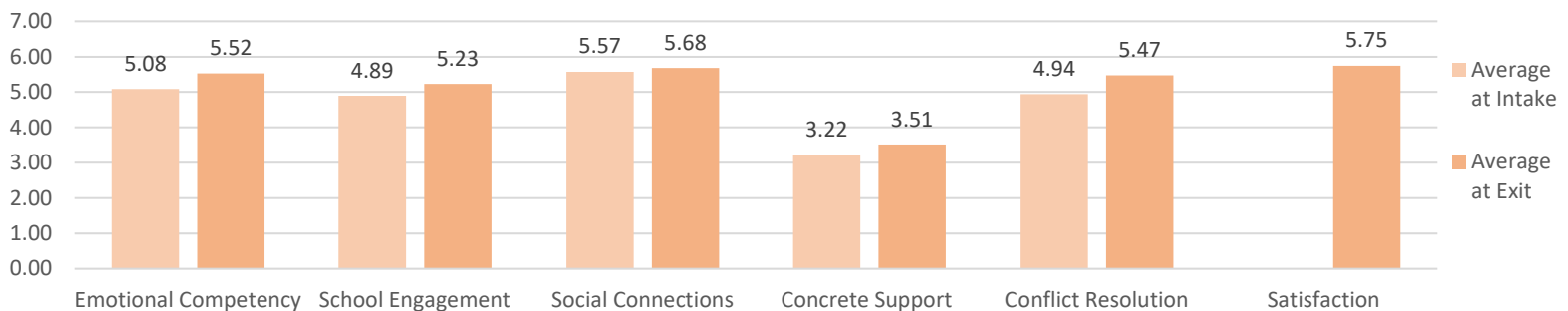


DYD has been working to include comparison data for young people who are not referred to diversion across program locations. DYD still does not have full comparison data for young people who are not referred to diversion across program locations. DYD is committed to providing complete comparison data to better contextualize the youth diversion landscape across Los Angeles County and is continuing to build data sharing agreements with law enforcement partners.

Section 4: Connections to Activities and Services and Progress Over Time

The most common categories of activities and services included in individualized DYD programs based on youth needs and goals so far have been: 1) school-related support (including tutoring and educational rights advocacy), 2) restorative and transformative practices (including conflict resolution and civic engagement / social justice), 3) recreational and arts activities (including dance classes and connections to local sports), and 4) work-related support (including employment and career development).

Fig. 10. Average Protective Factor Scores at Intake and Exit Assessment, March 2023



On average, participants have shown increases in their protective factors across the board over the course of their participation, increasing the average score across the board, where lower scores represent fewer protective factors in each category and higher scores represent more (Figure 10).

Section 5: Provider Spotlight- Flintridge Diversion Success Story

Looking up at the wall of construction trainees, Andrew made up his mind. “I can do that,” he thought to himself. Having just turned 18, he was wondering what was next when he decided he wanted to pursue a career in union construction.

Andrew is from the San Gabriel Valley and goes to school in Pasadena. In 2021 – at 17 years old – Andrew was arrested for a misdemeanor. Instead of going through the traditional justice system process, Andrew was presented with the opportunity to enroll in the Youth of Promise (YOP) program because of a diversion partnership between Flintridge Center and the Pasadena Police Department. “I hadn’t heard about anything like that,” he shared. “I thought that once you get in trouble with the police, that was it and it was over with. I decided to take the opportunity.”

Andrew worked to create a care plan with his YOP case manager – participating in trauma-informed life skills classes and attending community field trips. During this time, he was “always leaving Flintridge taking something back home that I didn’t know that day, or looking at something differently than I did walking in.”

After 6 months of hard work, Andrew completed his care plan. His misdemeanor charge was dismissed, and his arrest record sealed. But then came the question – what was next for him?

Andrew’s life skills classes had taken place in the same classroom as the Apprenticeship Preparation Program (APP) – another Flintridge Center program that prepares formerly incarcerated adults for union construction careers – and his case manager noticed that he was always looking up at the wall of APP graduates. Andrew was picturing a future for himself in union construction, and when he told his case manager, they worked to create a path towards that future. Shortly after his record was sealed, Andrew enrolled in the APP.

He spent ten weeks in the class learning the skills and tools to begin his career. “I liked that they brought in a lot of different things – life skills, financial literacy, math, site visits – it was evenly balanced and the community in the class was great,” he said. After graduating in November, Andrew is now pursuing a career in the Carpenter’s union.

Andrew was provided with an opportunity instead of incarceration– and he took it.

Section 6: DYD Service Area Map

